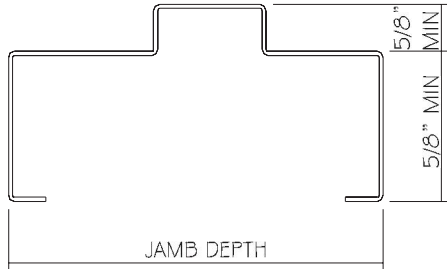


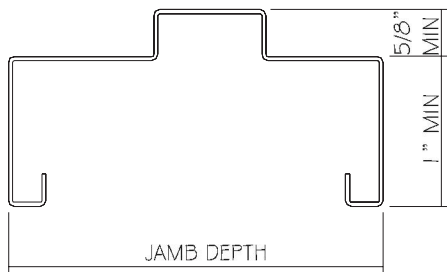
## Profile Nominal Dimensions

①



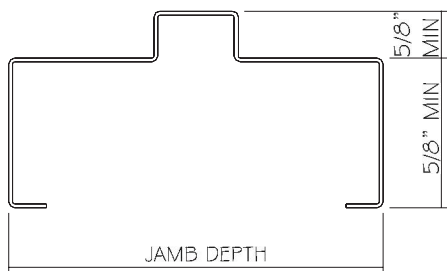
UNEQUAL RABBET MASONRY FRAME

②



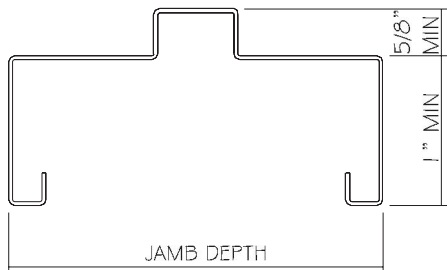
UNEQUAL RABBET DRYWALL FRAME

③



EQUAL RABBET MASONRY FRAME

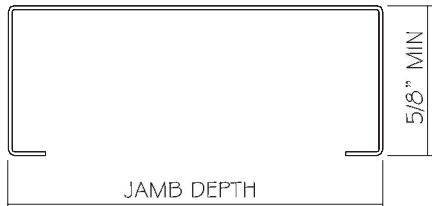
④



EQUAL RABBET DRYWALL FRAME

## Profile Nominal Dimensions

5



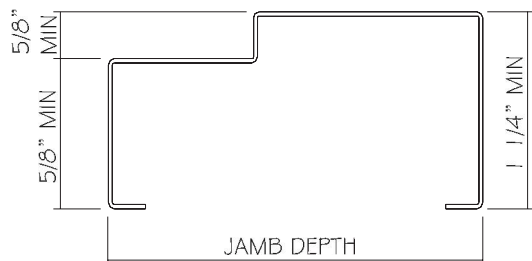
MASONRY CASED OPENING

6



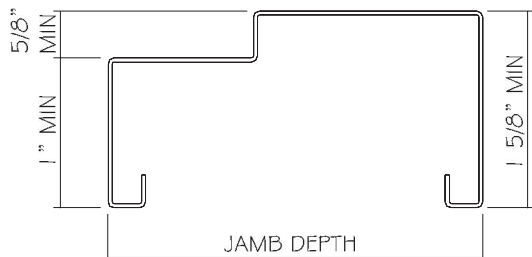
DRYWALL CASED OPENING

7



SINGLE RABBET MASONRY FRAME

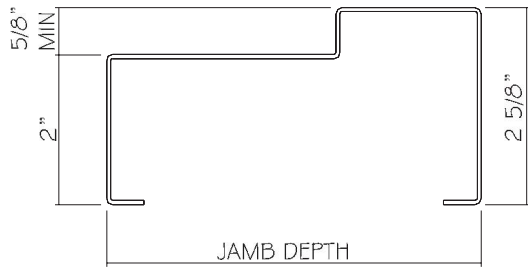
8



SINGLE RABBET DRYWALL FRAME

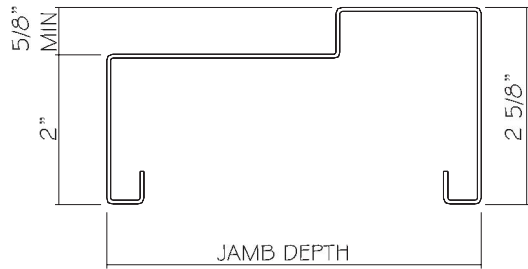
## Profile Nominal Dimensions

9



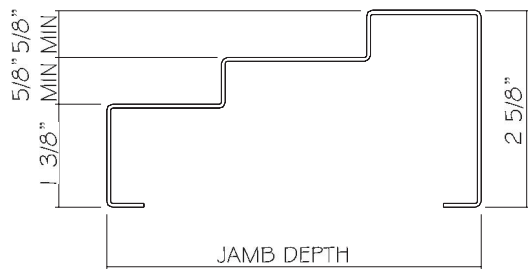
DOUBLE EGRESS MASONRY HEADER

10



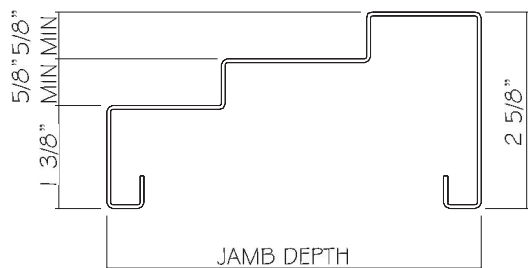
DOUBLE EGRESS DRYWALL HEADER

11



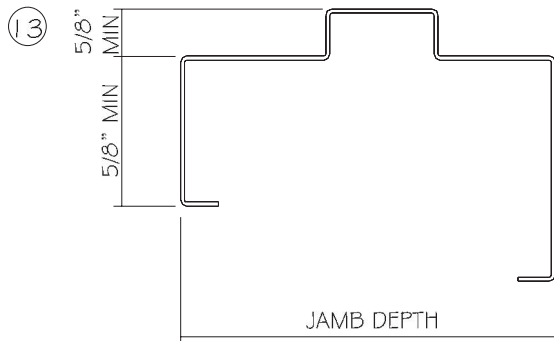
DOUBLE EGRESS MASONRY JAMB

12

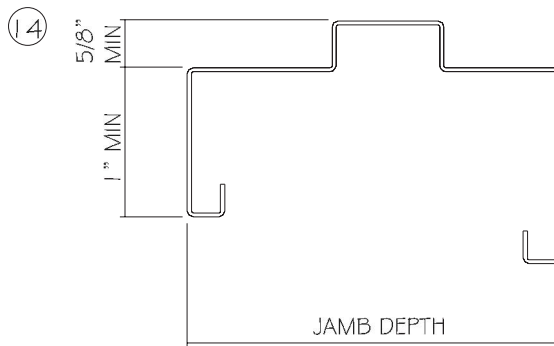


DOUBLE EGRESS DRYWALL JAMB

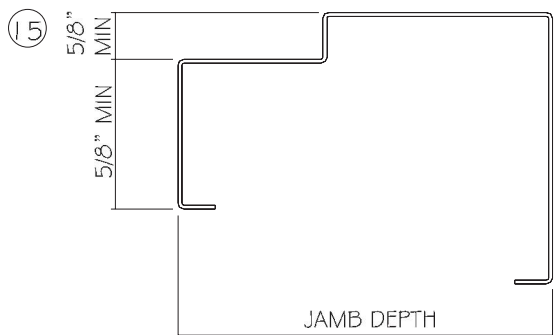
## Profile Nominal Dimensions



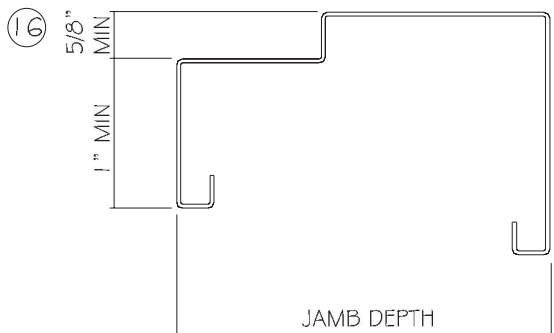
DOUBLE RABBET WITH OFFSET MASONRY RETURN



DOUBLE RABBET WITH OFFSET DRYWALL RETURN



SINGLE RABBET WITH OFFSET MASONRY RETURN



SINGLE RABBET WITH OFFSET DRYWALL RETURN

## Profile Nominal Dimensions

17



CASED OPENING WITH OFFSET MASONRY RETURN

18



CASED OPENING WITH OFFSET DRYWALL RETURN

19



DOUBLE RABBET MASONRY FILLER

20



SINGLE RABBET MASONRY FILLER

## Profile Nominal Dimensions

21



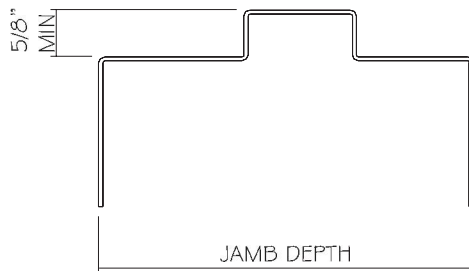
DOUBLE RABBET DRYWALL FILLER

22



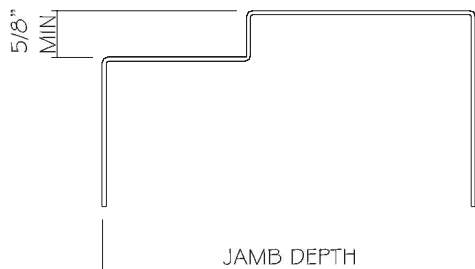
SINGLE RABBET DRYWALL FILLER

23



DOUBLE RABBET WITH NO RETURN


24



SINGLE RABBET WITH NO RETURN

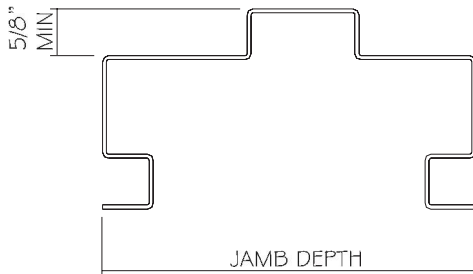
## Profile Nominal Dimensions

25



CASED OPENING WITH NO RETURN

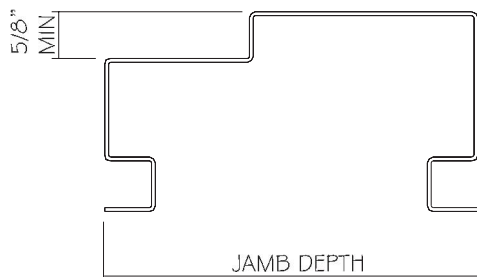
26



DOUBLE RABBET SHADOW BOX FRAME

CONSULT FACTORY FOR PROFILE CONSTRAINTS


27



SINGLE RABBET SHADOW BOX FRAME

CONSULT FACTORY FOR PROFILE CONSTRAINTS

28

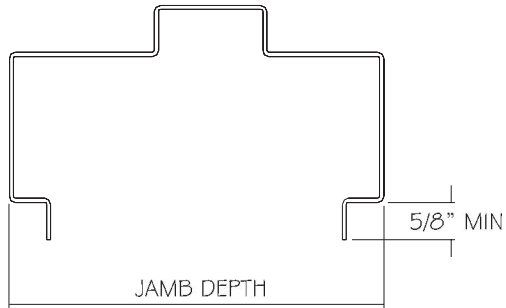


CASED OPENING SHADOW BOX FRAME

CONSULT FACTORY FOR PROFILE CONSTRAINTS

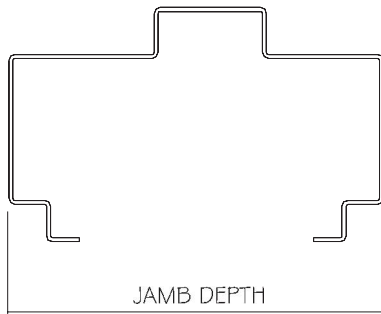
## Profile Nominal Dimensions

29



DOUBLE RABBET WITH INVERTED OR STUCCO RETURN

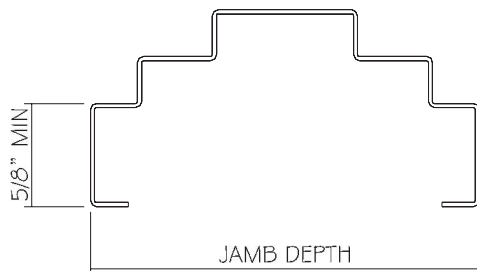
30



DOUBLE RABBET WITH DOUBLE RETURN

CONSULT FACTORY FOR PROFILE CONSTRAINTS

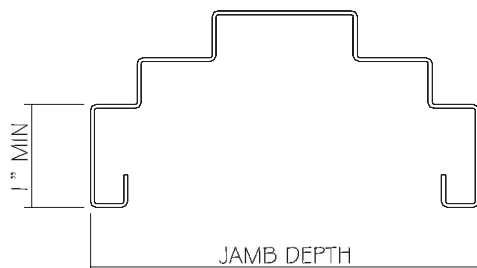
31



MASONRY TWO STEP PROFILE

CONSULT FACTORY FOR PROFILE CONSTRAINTS

32



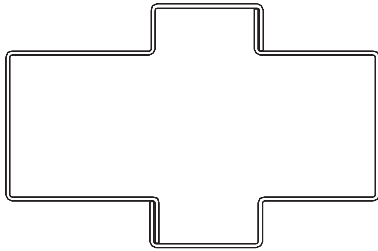
DRYWALL TWO STEP PROFILE

CONSULT FACTORY FOR PROFILE CONSTRAINTS



## Profile Nominal Dimensions

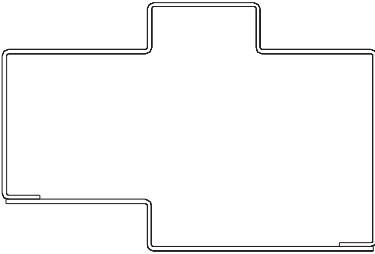
33



DOUBLE RABBET MULL POST

CONSULT FACTORY FOR PROFILE CONSTRAINTS

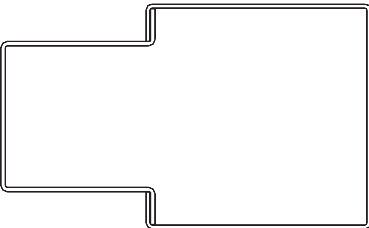
34



DOUBLE RABBET TO SINGLE RABBET MULL POST

CONSULT FACTORY FOR PROFILE CONSTRAINTS

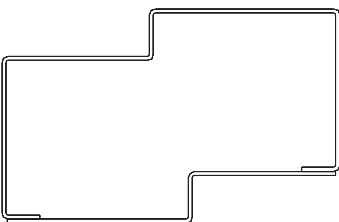
35



SINGLE RABBET MULL POST

CONSULT FACTORY FOR PROFILE CONSTRAINTS

36




SINGLE RABBET STAGGERED MULL POST

CONSULT FACTORY FOR PROFILE CONSTRAINTS

## Profile Nominal Dimensions

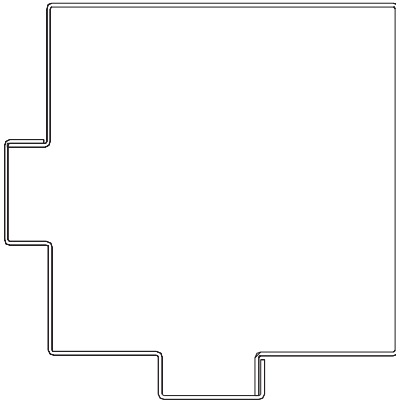
37



DOUBLE EGRESS MULL POST

CONSULT FACTORY FOR PROFILE CONSTRAINTS


38



TWO WAY CORNER POST

CONSULT FACTORY FOR PROFILE CONSTRAINTS

39

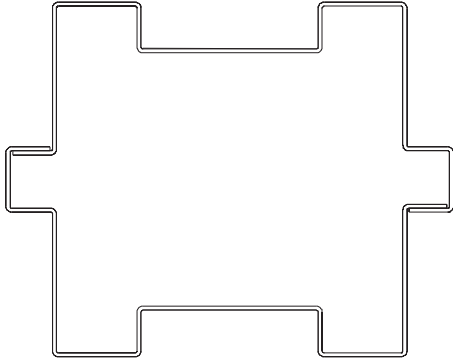


TWO WAY CORNER POST WITH FACE

CONSULT FACTORY FOR PROFILE CONSTRAINTS

## Profile Nominal Dimensions

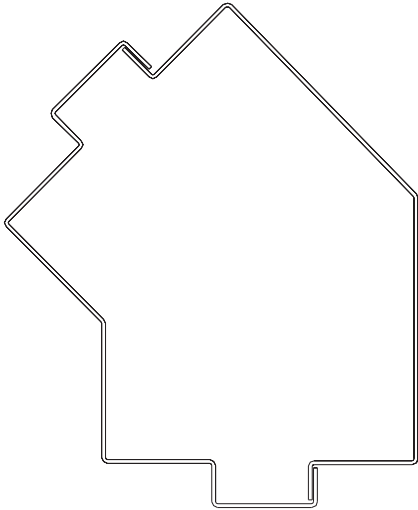
40



"H" MULL POST

CONSULT FACTORY FOR PROFILE CONSTRAINTS

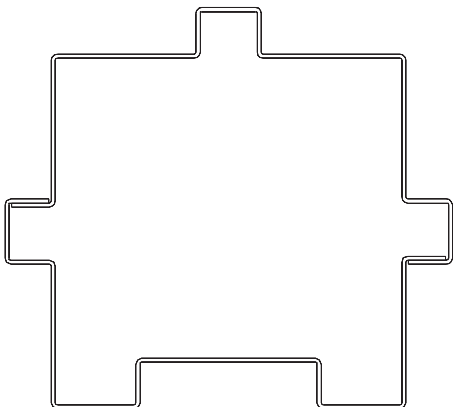
41



ANGULAR CORNER POST

CONSULT FACTORY FOR PROFILE CONSTRAINTS

42




THREE WAY CORNER POST WITH FACE

CONSULT FACTORY FOR PROFILE CONSTRAINTS

## Profile Nominal Dimensions


43



THREE WAY CORNER POST

CONSULT FACTORY FOR PROFILE CONSTRAINTS

44



FOUR WAY CORNER POST

CONSULT FACTORY FOR PROFILE CONSTRAINTS