

Products and Services

CUSTOM QUICK SHIP STEEL DOORS & FRAMES



HMF *EXPRESS*



Radius door and frame

USE QUICK SHIP TO MAKE MORE PROFIT

- Free up inventory dollars
- Reduce fabrication payroll and other operating expenses
- Shift operating risks to suppliers
- Reduce lead times to customers
- Streamline purchasing procedures

See more information on using Quick Ship to make your business more profitable at HMFExpress.com

LEAD TIMES

Industry's fastest and most dependable lead times:

- Frames as fast as the same day
- Doors as fast as the next day
- Standard lead time 8-10 working days
- Extended lead times for competitive project pricing

SERVICE AND DEPENDABILITY

HMF Express offers "No Excuses" service to you:

- Quotes returned quickly
- Orders reviewed for accuracy
- On time shipping
- High quality products
- Full communication throughout the ordering process




Quick ship, hollow metal doors ready to ship



Specialty curved door



Custom-shaped hollow metal door



Heavy duty screen door

HMF EXPRESS QUICK SHIP DOOR OPTIONS

At HMF Express, we make it easy for you to do your job by offering custom capabilities you won't find anywhere else. We can handle large sizes, unique styles and stainless steel doors. Just tell us what you need, and we can make it happen as fast as the next day.

BUILT TOUGH. BUILT RIGHT.

Choose the door construction, hardware reinforcements, face preps, and other options you need to get the right door for your application. We reliably deliver a door that meets your stringent quality requirements, built to applicable industry standards, in the lead time you need.

OPTIONS: Our steel doors cover all sizes, fire ratings, patterns, and constructions you may need.

- 18, 16, 14, & 12 gauge
- CRS, A60, & C90 steel
- Polystyrene, steel stiffened, and temp. rise cores
- Any size or thickness available
- 1 3/8" thick doors are available with Warnock Hersey fire rating. 1 3/4" thick and greater are available with UL fire rating.
- Wide array of embossed designs
- Dutch doors with shelves
- Stainless steel in 304 and 316, any finish
- Lead lined (See page 6)
- STC (See page 7)



A variety of Quick Ship Frames



Fabricating a custom Quick Ship Frame



Pocket Frame



54 inch jamb depth

HMF EXPRESS QUICK SHIP FRAME OPTIONS

HMF Express offers a complete line of commercial hollow metal frames for masonry and drywall applications in both new construction and remodeling. We can custom-build virtually anything you design to fit a wide variety of applications.

OPTIONS

- 16, 14, & 12 gauge
- CRS, A60, & C90 steel
- Wide array of true KD Elevations available
- Any size or jamb depth available
- Comprehensive UL fire ratings
- Radius, arched, round, and curved profiles
- Angled and many other custom profiles
- Stainless steel in 304 and 316, any finish
- Lead lined (See page 6)
- STC (See page 7)

ELEVATIONS

- 3-sided
- 4-sided (access)
- Borrowed (wall)
- Borrowed Lights (special)
- Corner posts
- Custom
- Floor level
- Full-light
- Half-light
- Multiple opening
- Sidelight
- Transom
- Transom sidelight(s)



Transom sidelight

HMF EXPRESS KD DW ELEVATION FRAMES

Easy to install and extremely versatile, these knocked-down (KD) drywall (DW) systems will solve many contractor headaches and are a great choice for interior office projects.



KD Drywall Borrowed Light Frame (Wall mounted)

ADVANTAGES OF A KD DRYWALL FRAME:

Save time: The contractor can build and finish walls before frames are needed.

Save more time: KDs are easier to transport to each opening, especially if that opening is on the second floor or higher.

Save money: KD frames are less expensive.

Save more money: KD frames cost up to 50 percent less to ship.

Distributors gain other indirect savings in time and money, as KD drywall frames and elevations do not use up valuable shop time and resources like their welded counterparts do—no welding supplies like gas, welding wire, grinding pads, etc.

They save labor dollars as well, since KD frames require no skilled shop labor. KD frames also take up less warehouse space and truck space.



KD Drywall Transom Frame



KD Drywall Sidelight Frame



KD Drywall Borrowed Light Frame (Floor mounted)



Lead lined door and frames

LEAD LINED DOORS AND FRAMES

Radiation protection begins with our lead lined doors and frames. These can be fire rated up to 3 hours.

FEATURES

- Customize hardware preps and reinforcements for your application
- Any hinge locations
- Full range of custom heights and widths
- Both standard and custom door thicknesses

CONSTRUCTION OPTIONS

- 16, 14, or 12 gauge A60 galvanized and cold rolled steel
- Seamed or seamless: fully welded or tack & filled
- Square or beveled edges
- Steel stiffened with fiberglass insulation
- 1/16", 1/8", or thicker lead barrier

CERTIFICATIONS


- Fire (16 & 14 gauges)
- Smoke
- Hose stream

LEAD TIME OPTIONS

- Standard: 15 business days¹
- Express: 5 to 10 business days²

¹ Consult factory for options on larger projects

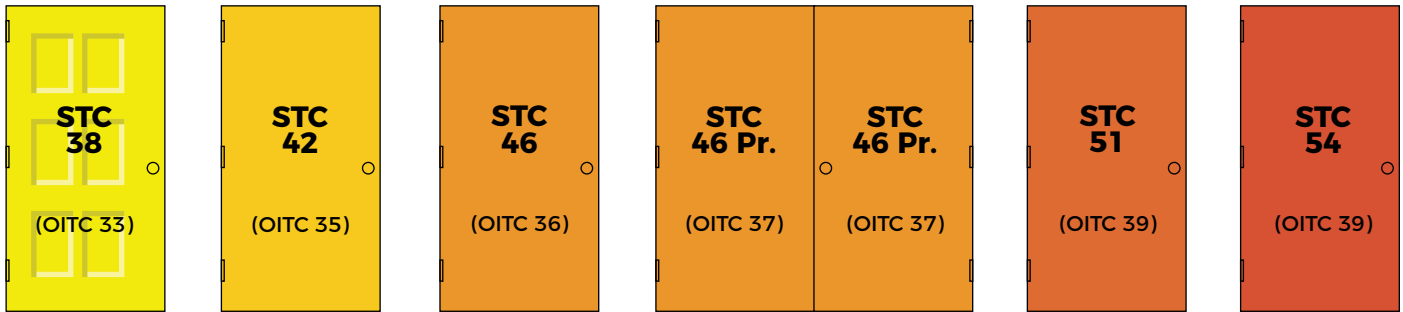
² Lead time based on available capacity at time of order



STC DOORS AND FRAMES

HMF Express offers a wide variety of sound control openings from sound transmission class (STC) 38 up to 54.

All 1 3/4" Thick



INSTALLATION

The Key to Eliminating Sound Penetration

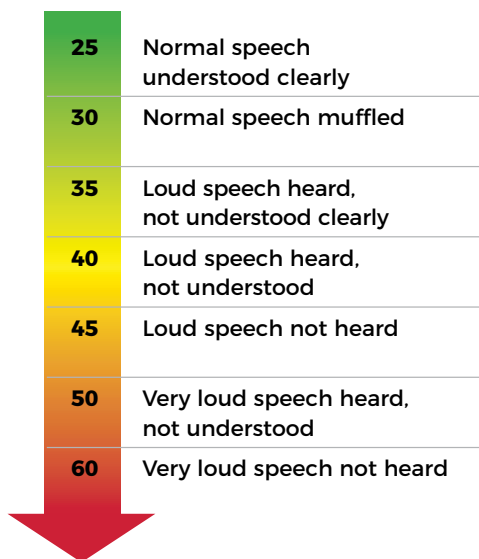
- STC Frames are most often filled or grouted – follow manufacturer’s guidelines to install
- The frame must be installed plumb, square, level, and without twist
- It is critical that the floor under the opening is flat and level
- Any field modifications to the door or frame can affect sound performance
- The tolerances are very tight in acoustical door systems
- Follow seal instructions for installation and adjustments for maximum acoustical results
- Recheck seals after installation – even a tiny gap or hole can cause significant sound leak

BASIC RELATED INFORMATION

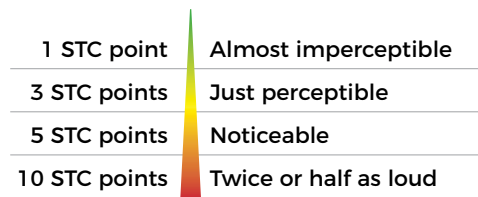
- Field Tests (FSTC) are likely to be 4-5 points lower than laboratory tested STC ratings
- Specifications for sound control products can be found in ANSI/NAAMM HMMA-865
- STC Ratings are for Interior Openings to control noise from speech, radio, TV, etc.
- OITC Ratings are for Exterior Openings to control outside noise from vehicles, aircraft, etc.

OVERVIEW OF ASTM SOUND CONTROL CRITERIA

Typical E413 STC Rating Applications



Effect of STC Rating Changes



HMF EXPRESS®

A SENNECA COMPANY

HMF Manufacturing Locations Across the Nation



In our continuing effort to improve, some specifications or descriptions may change. We reserve the right to make changes without notice or recourse.

CONTACT US TODAY!

P : 866.452.1845

F: 866.452.9173

www.hmfexpress.com

