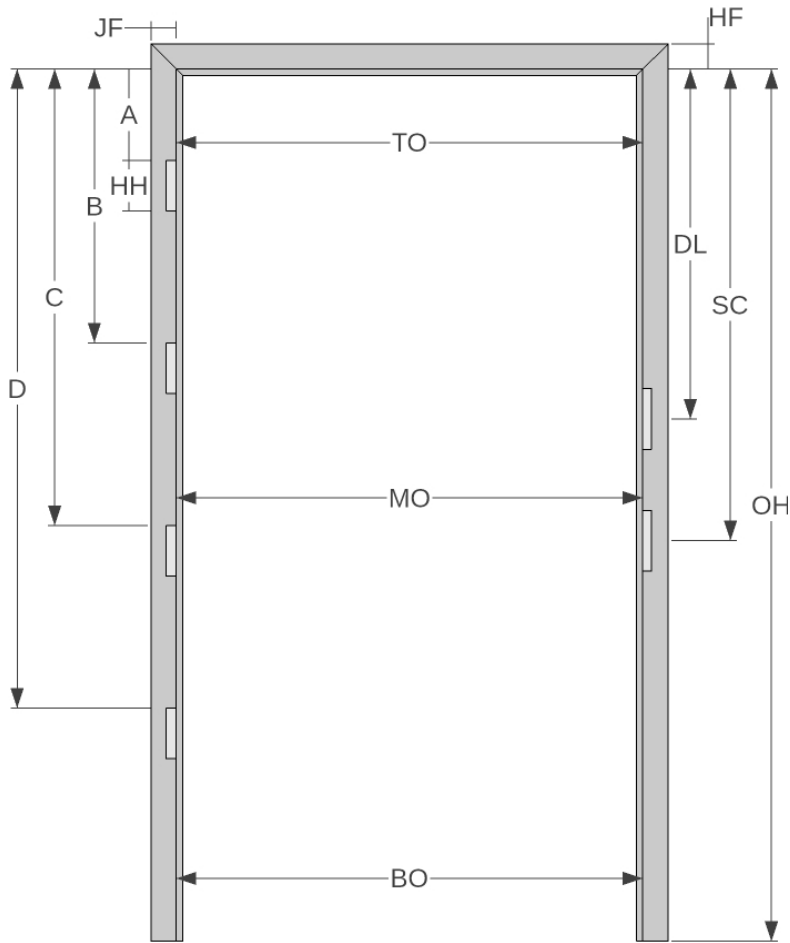
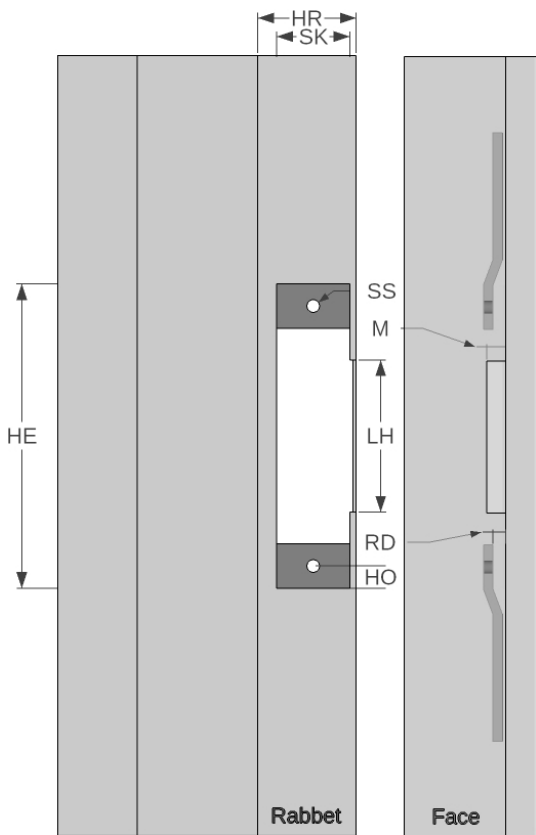
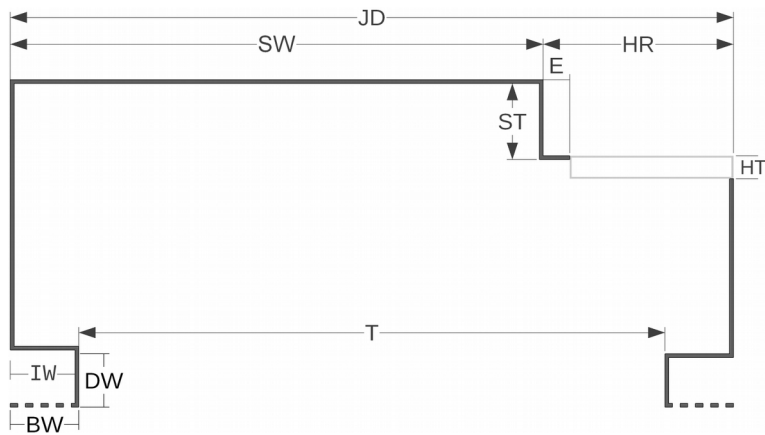


HMF EXPRESS



		Non-Hardware Side	Hardware Side
TO	Top Opening Width	_____	_____
MO	Middle Opening Width	_____	_____
BO	Bottom Opening Width	_____	_____
OH	Opening Height	_____	_____
JF	Jamb Face	_____	_____
HF	Head Face	_____	_____
DL	Top to CL of DL Strike		_____
SC	Top to CL of Strike		_____
HH	Hinge Height		_____
HM	Hinge Mortise Depth		_____
A	Top Hinge <small>Measured from inside Head to top of prep.</small>		_____
B	Second Hinge		_____
C	Third Hinge		_____
D	Fourth Hinge <small>If Necessary.</small>		_____

Quantity:		Gauge:		Material:		Handing:	
Frame Construction:		Fire Label:		Other Hardware Preps:			
Field Measurement Form Shadow Single Rabbet		 www.HMFEXPRESS.com Phone: 866-452-1845 Fax: 866-452-9173 2051 Northchase Parkway SE Wilmington, NC 28405			Date:	Mark #:	
Company:					By:		
					Page: ___ of ___		



- JD Jamb Depth _____
- HR Hardware Rabbet _____
- SW Soffit Width _____
- E Hinge Backset _____
- HT Hinge Thickness _____
- ST Stop Height _____
- IW Inverted Bend Width _____
- BW Backband Width _____
- DW Double Backband Width _____
- T Throat _____

- SK Strike Width _____
- HE Strike Height _____
- LH Lip Height _____
- M Lip Mortise Depth _____
- HO Screw Hole _____
- RD Reinforcement Depth _____
- SS Screw Size _____

Field Measurement Form	<p>www.HMFEXPRESS.com</p> <p>Phone: 866-452-1845 Fax: 866-452-9173</p> <p>2051 Northchase Parkway SE Wilmington, NC 28405</p>	Date: _____	Mark #: _____
Shadow Single Rabbet		By: _____	Page: ___ of ___
Company: _____			